

FOREO



LUNA™ 3

SMART FACIAL
CLEANSING &
FIRMING MASSAGE



FULL USER MANUAL



GETTING STARTED

Congratulations on taking the first step toward discovering smarter skincare by acquiring LUNA 3. Before you begin to enjoy all the benefits of sophisticated skincare technology in the comfort of your home, please take a few moments to carefully read the instructions in this manual.

Please READ ALL INSTRUCTIONS BEFORE USE and utilize this product only for its intended use as described in this manual.

⚠ WARNING: NO MODIFICATION OF THIS EQUIPMENT IS ALLOWED.

LUNA 3 OVERVIEW

Meet LUNA 3, the softest skincare device in the beauty world. Featuring 30% softer silicone touchpoints and T-Sonic technology, LUNA 3 lifts away dirt, oil, and excess sebum with a 1-minute cleansing routine while a targeted firming facial massage leaves skin smoother and younger-looking.

Used as part of your daily cleansing routine, LUNA 3's Cleansing Mode channels T-Sonic pulsations to provide a much deeper clean than washing by hand, lifting away dirt, oil and dead skin cells to allow better absorption of your favorite skincare products. In Firming Massage Mode, choose from a variety of app-guided massage routines that use gentle T-Sonic pulsations to help diminish visible signs of aging.

With three brush heads tailor-made for each skin type, LUNA 3 paves the way for a healthier, younger-looking complexion.

GETTING TO KNOW LUNA 3

T-SONIC PULSATIONS

Effectively cleanse with up to 8,000 pulsations per minute at 16 intensities

EXTRA SOFT & ULTRA-HYGIENIC SILICONE

35x more hygienic than nylon bristles and suitable for all skin types. BPA & phthalate free

SMART SWEDISH DESIGN

Tailor-made for each skin type with no replacement brush heads required

CHARGING PORT

Up to 650 uses per charge. 100% waterproof closure

FIRMING FACIAL MASSAGE

Targeted massage routines give skin a firmer, more youthful appearance

UNIVERSAL POWER BUTTON

Turns device on and off and puts device in Bluetooth pairing mode


INDICATOR LIGHT

Flashes to indicate when device is in Bluetooth pairing mode and when device needs to be charged



2ML SAMPLE SERUM

Provides the perfect base for your firming massage



INTERACTIVE FOREO APP

Control device settings and select your preferred firming massage routine



USB CABLE

Charge anytime, anywhere



TRAVEL POUCH


Conveniently store device for skincare on the go

HOW TO USE LUNA 3

CLEANSING MODE

To unlock and register your device, activate Bluetooth on your mobile device or tablet and then press the universal button to sync to the FOREO app and set up your cleansing preferences. We recommend cleansing with LUNA 3 for 1 minute every morning and evening.

- 1 Remove all makeup, dampen skin and then apply your FOREO cleanser.
- 2 Press universal button again to activate cleansing mode.
- 3 Cleanse using circular movements on cheeks and forehead, gliding up and down the nose.
- 4 Press and hold button for 3 seconds to turn off device.
- 5 Rinse and pat your face dry.




NOTE: To keep your device in optimal condition, avoid clay-based, silicone-based, or grainy cleansers as they may damage the silicone. If the long silicone bristles become tangled, gently brush them in any direction to reset them to their normal position.

FIRMING MESSAGE MODE

- 1 Apply FOREO serum to clean, dry skin.
- 2 Follow instructions in the FOREO app to activate your preferred firming massage routine.
- 3 Follow with moisturizer of your choice.

** Device will automatically switch off after routine is complete.*



CLEANING YOUR LUNA 3

Always clean LUNA 3 thoroughly after use. Wash the brush surface with water and soap, then rinse with warm water. Avoid using clay-based, silicone-based or grainy cleansers, exfoliators or scrubs, as they may damage LUNA 3's soft silicone. Pat dry with a lint-free cloth or towel. After use, we recommend spraying the device with FOREO Silicone Cleaning Spray and rinsing with warm water for optimal results.

NOTE: Never use cleaning products containing alcohol, petrol or acetone, as they may irritate the skin and damage the silicone.

IMPORTANT FOR OPTIMUM SAFETY:

- If you have a skin condition or any medical concerns, please consult a dermatologist before use.
- Cleansing with LUNA 3 should be comfortable – if you experience discomfort, discontinue use immediately and consult a physician.
- Exercise particular care when cleansing the under-eye regions and do not bring the device into contact with the eyelids or eyes themselves.
- For reasons of hygiene, we do not recommend sharing your LUNA 3 with anyone else.
- Avoid leaving your LUNA 3 in direct sunlight and never expose it to extreme heat or boiling water.
- Close supervision is necessary when this device is used by, on, or near children, as well as those with reduced physical and mental abilities.
- Discontinue use if this product appears damaged in any way. This product contains no serviceable parts.
- Given the efficiency of the FOREO cleansing routine, we recommend that you do not use LUNA 3 for more than 3 minutes at a time.
- Use this device only for its intended use as described in this manual. If you do not find the answer to your specific question, or if you have any other questions regarding the device's operation, please visit foreo.com/support.

TROUBLESHOOTING

PRECAUTIONS TO BE TAKEN IN THE EVENT OF CHANGES IN THE PERFORMANCE OF LUNA 3.

If LUNA 3 is not activated when pressing the center button:

- Battery is dead, Recharge using USB charging cable for 2 hours until fully charged and then restart your device by holding down the power button.

If LUNA 3 cannot be switched off and/or interface buttons do not respond:

- Microprocessor is temporarily malfunctioning. Press and hold power button to restart the device.

If LUNA 3 won't sync to the FOREO app:

- Switch your Bluetooth off and then on again to try reconnecting.
- Close the FOREO app and then reopen it to start the process over.

WARRANTY TERMS & CONDITIONS

REGISTER WARRANTY

To activate your 2-Year Limited Warranty and 10-Year Quality Guarantee, register through the FOREO app, or visit foreo.com/product-registration for more information.

2-YEAR LIMITED WARRANTY

FOREO warrants this device for a period of TWO (2) YEARS after the original date of purchase against defects due to faulty workmanship or materials arising from normal use of the device. The warranty covers working parts that affect the function of the device. It does NOT cover cosmetic deterioration caused by fair wear and tear, or damage caused by accident, misuse or neglect. Any attempt to open or take apart the device (or its accessories) will void the warranty.

If you discover a defect and notify FOREO during the warranty period, FOREO will, at its discretion, replace the device free of charge. Claims under warranty must be supported by reasonable evidence that the date of the claim is within the warranty period. To validate your warranty, please keep your original purchase receipt together with these warranty conditions for the duration of the warranty period.

To claim your warranty, you must log in to your account at www.foreo.com and then select the option to make a warranty claim. Shipping costs are nonrefundable. This undertaking is in addition to your statutory rights as a consumer and does not affect those rights in any way.

10-YEAR QUALITY GUARANTEE

As a continuation of the terms of FOREO's TWO (2) Year Limited Warranty, FOREO's TEN (10) Year Quality Guarantee makes owners eligible to purchase a new device from www.foreo.com for 50% of the listed price.

DISPOSAL INFORMATION

Disposal of old electronic equipment (applicable in the EU and other European countries with separate waste collection systems).



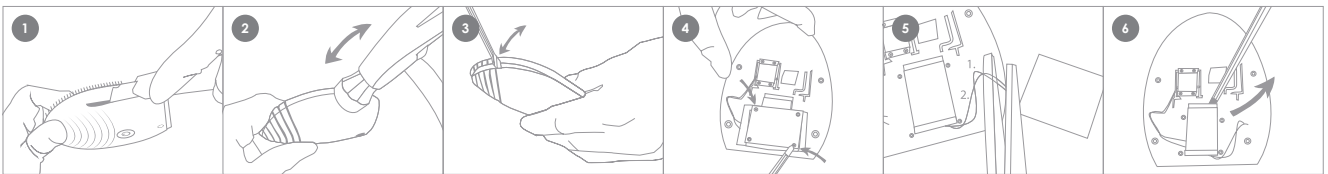
The crossed-out dustbin symbol indicates that this device should not be treated as household waste, but rather be brought to the appropriate collection point for recycling of electrical and electronic equipment. By ensuring this device is disposed of correctly, you will help prevent the potential negative consequences for the environment and human health which could be caused by inappropriate waste handling of the product. The recycling of materials will also help conserve natural resources.

For more information about the recycling of your device, please contact your local household waste disposal service or your place of purchase.

BATTERY REMOVAL

NOTE: This process is not reversible. Opening the device will void its warranty. This action must only be undertaken when the device is ready to be disposed of.

Because this device contains a lithium-ion battery, the battery must be removed before disposal and should not be thrown away with household waste. To remove the battery, open the inner plastic shell after removing silicone outer layer and remove the battery to be disposed of in accordance with your local environmental regulations. Wear gloves during this process for your safety. Detailed visual instructions are provided below:



SPECIFICATIONS

MATERIALS: Body-safe silicone & ABS plastic

COLOR: Pink, Blue & Lavender

SIZE: 102*82.5*39.2mm

WEIGHT: 126g

BATTERY: Li-ion 850mAh 3.7V

USAGE: Up to 650

STANDBY: 90 days

FREQUENCY: 100 Hz

MAX NOISE LEVEL: <50dB

INTERFACE: 1- button

Disclaimer: Users of this device do so at their own risk. Neither FOREO nor its retailers assume any responsibility or liability for any injuries or damages, physical or otherwise, resulting, directly or indirectly, from the use of this device. Further, FOREO reserves the right to revise this publication and to make changes from time to time in the contents thereof without obligation to notify any person of such revision or changes.

Any changes or modifications not expressly approved by the party responsible for compliance could void the user's authority to operate the equipment. This device complies with part 15 of the FCC Rules. Operation is subject to the following two conditions: (1) This device may not cause harmful interference, and (2) this device must accept any interference received, including interference that may cause undesired operation.

RF exposure statement: This equipment complies with FCC radiation exposure limits set forth for an uncontrolled environment. The device has been evaluated to meet general RF exposure requirement. The device can be used in portable exposure condition without restriction.

MODEL MAY BE CHANGED FOR IMPROVEMENTS WITHOUT NOTICE.

©2019 FOREO AB. ALL RIGHTS RESERVED.

IMPORTER AND DISTRIBUTOR IN EU: FOREO AB, KARLÄVAGEN 41, 114 31 STOCKHOLM, SWEDEN

IMPORTER AND DISTRIBUTOR IN US: FOREO INC., 1525 E. PAMA LANE, LAS VEGAS, NV 89119, USA

MANUFACTURED FOR FOREO AB DESIGNED AND DEVELOPED BY FOREO SWEDEN.

IMPORTER AND DISTRIBUTOR IN AUS.: SUITE 10, 1014 DONCASTER ROAD, DONCASTER EAST VICTORIA 3109, AUSTRALIA.

WWW.FOREO.COM